

BATT-LFP-12-170

Lithium Iron Phosphate Battery



Renogy Lithium Iron Phosphate Battery is perfect for deep-cycle applications including electric vehicles, solar/wind energy system, UPS battery backup, telecommunication systems, medical equipment, and more.

Specifications

Electric Characteristics	Nominal Voltage		12.8V
	Rated Capacity (0.2C)		170Ah
	Minimal Rated Capacity (0.2C)		165Ah
	Energy		2176Wh
	Specific Energy		103.6Wh/kg
	Energy Density		149.1Wh/L
	Internal Resistance		≤30mΩ
	Cycle Life (0.2C, 20±5°C)		100% DOD 1500 cycles
Charging Parameters	Charge Voltage		14.4 ± 0.2V
	Maximum Charge Current		50A
	Charge Cut-off Voltage		14.6V
Discharging Parameters	Maximum Continuous Discharge Current		100A
	Discharge Cut-off Voltage		≥10V
Temperature Parameters	Operation Temperature Range (60±25% R.H.)	Charge	0~45°C
		Discharge	-10~50°C
		Recommended	23±5°C
	Storage Temperature Range (60±25% R.H.)	Less than 1 year	0~25°C
		Less than 3 months	-5~35°C
Mechanical Properties	Dimensions	Length	357 ± 3mm
		Width	155±3mm
		Height	270±3mm

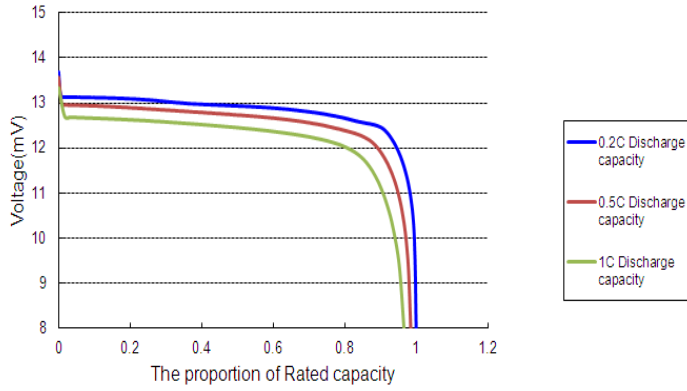
	Weight	21kg
	Housing Material	ABS+PC
	Terminal Model	M12×14mm
	Cell Model	IFR26650-3.4AH
	Assembly Method	4S53P

Specification of Protection Circuit Module

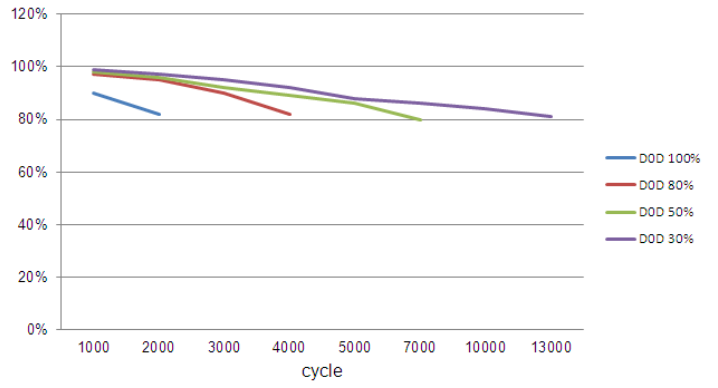
Overvoltage Protection	Protection Voltage (Single Cell)		3.80±0.05V
	Delay Time		0.5~2s
	Recovery Voltage (Single Cell)		3.50±0.05V
Under voltage Protection	Protection Voltage (Single Cell)		2.30±0.05V
	Recovery Voltage (Single Cell)		2.60±0.05V
Overcurrent Protection	Protection Current		150A
	Recovery Mechanism		Disconnect Load
Short-circuit Protection	Trigger Mechanism		External Short-circuit
	Delay Time		100~400μs
	Recovery Mechanism		Disconnect Load
Over-temperature Protection	Charge	Protection Temperature	60°C
		Recovery Temperature	50°C
	Discharge	Protection Temperature	65°C
		Recovery Temperature	55°C

NOTE: Do NOT string this battery in series. It is made ONLY for parallel connections.

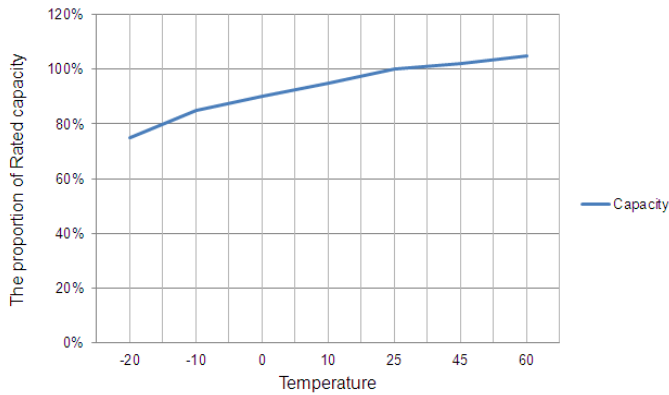
Rate Discharge Curve



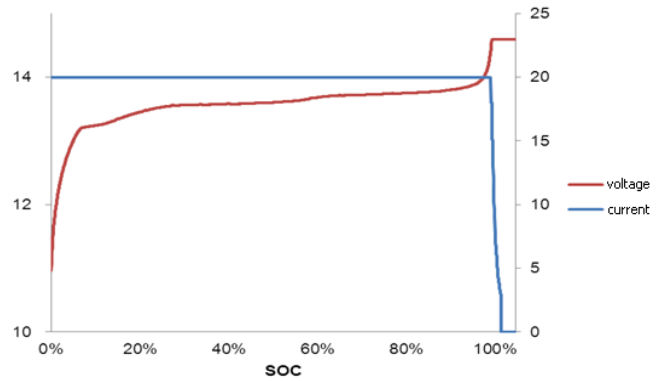
Different DOD Cycle Life Curves



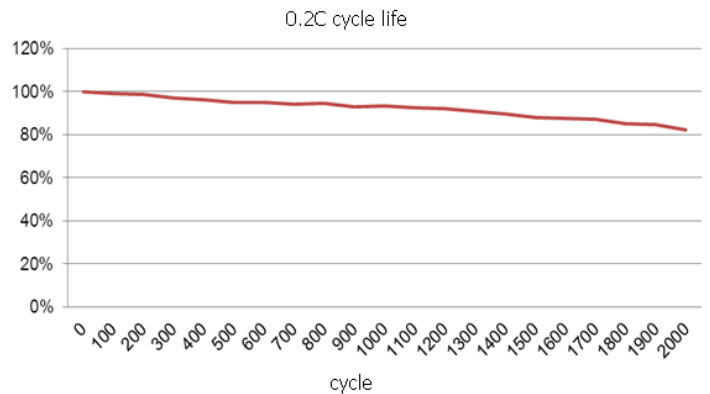
Gradient Discharge Curve



Charging Characteristics



Cycle Life Curve at 100% DOD



Maintenance and Cautions

- Avoid over-discharging batteries
- Charge the batteries with recommended voltages, ensure the battery can be fully charged
- Generally, recharge capacity should be $1.1 \sim 1.5$ * the discharge capacity
- The effect of temperature on cycle charge voltage: $-4 \text{ mV} / ^\circ\text{C} / \text{Cell}$
- Length of cycle services is significantly affected by depth for discharge (primarily), along with ambient temperature, discharge rate, and the way the battery is recharged.